





# Pre-Tournament Checklist

**Everyone**, please watch our [3-Min. Tournament Participation Overview](#) and take a look at the **required** section of [NCFCA 201](#).

## Register, Select Options, and Check in

- [Register](#) in Advance.
- Consider [meal plans](#) and products.
- Read the Info and Links** in the [Information tab](#) for your tournament!
- [Check in](#) when it's time—all participants separately.

## Finalize Preparation to Compete and Judge

- Parents and Designated Adults**
  - Review the [Parent Judge Instructions](#) and other key policies, especially the [Tournament Participation](#), [Safety](#), and [Illness](#) Policies.
  - Have [supported devices](#) ready to judge.
  - Review (once per season)
    - [Parent Judging Video](#) 
    - [Speech Judge Orientation Video](#) 
    - [Lincoln-Douglas Debate Judge Video](#) 
    - [Team Policy Debate Judge Video](#) 
  - Update your adult [Profile-Tab 1](#) and the [Child Safety-Tab 3 toggles](#) (once per season).
- Competitors**
  - Review your [event rules](#).
  - Be ready to meet our [Dress Code Policy](#).
  - Have [supported devices prepared](#) as needed for Digital Presentation, Extemp, or online tournaments.
  - Have timepieces & batteries for self-timing all events.

## In-Person Prep Checks

- Make sure everyone knows the food plan.
- Bring refillable water bottles, coffee mugs, umbrellas, etc.
- Pack event-specific resources as applicable: Apologetics boxes, Extemp 3x5 cards, Biblical Presentation visual aid(s), Blank paper for Impromptu
- Double check one last time for coats, shoes, ties, jackets, pants, skirts, dresses, accessories, and all the potions and lotions.
- Read any emails** about the tournament, and **recheck Info and Links** in the [Information tab](#) for your tournament one last time!